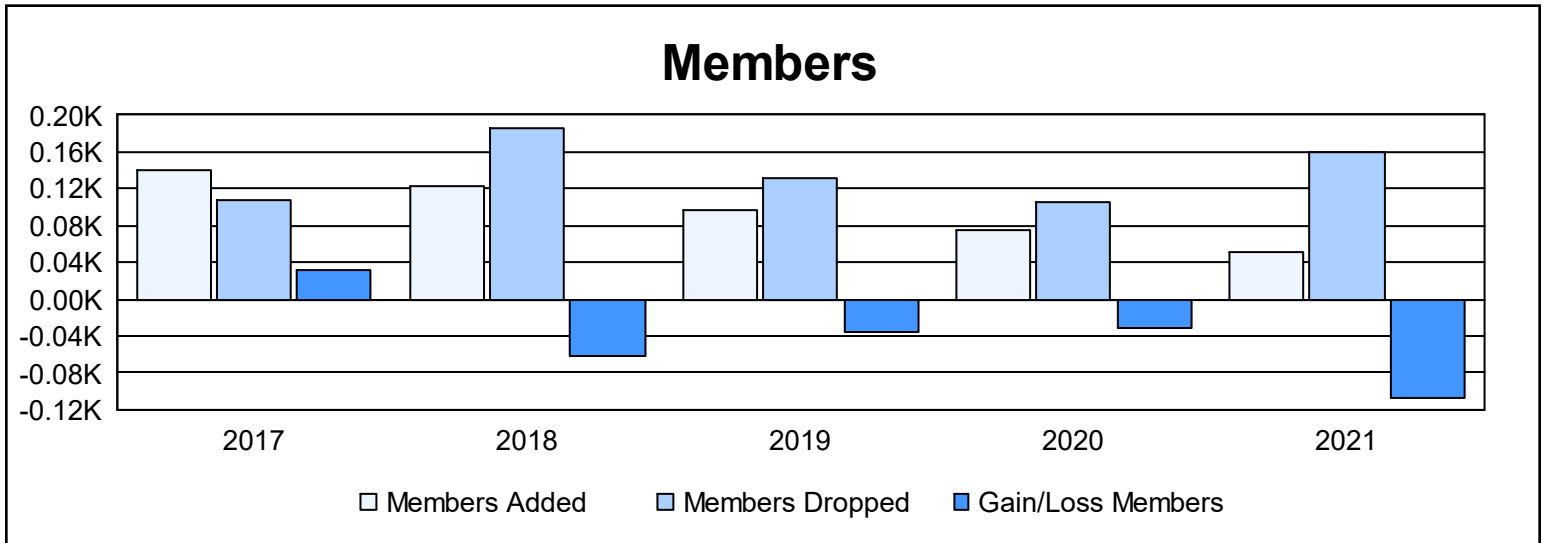
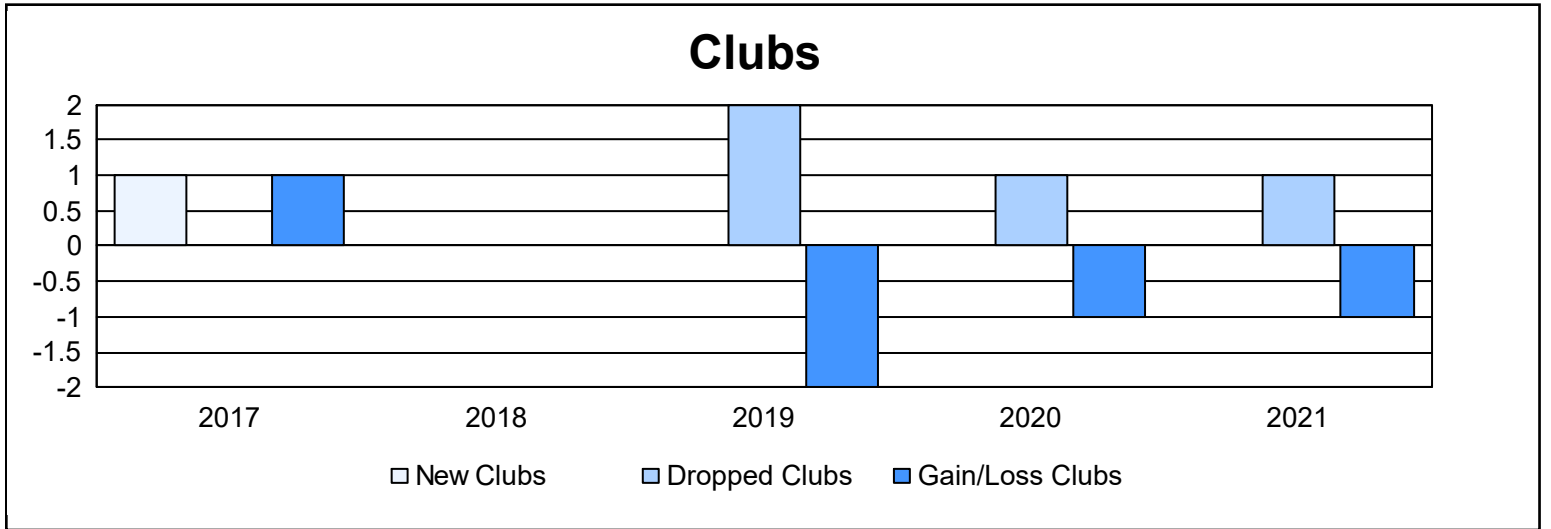
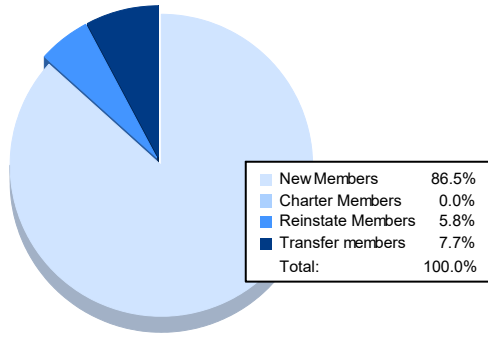


| Year | New Clubs | Dropped Clubs | Gain/ Loss Clubs | New Members | Charter Members | Reinstate Members | Transfer Members | Total Member Added | Total Members Dropped | Gain/ Loss Members |
|----------------|-----------|---------------|------------------|-------------|-----------------|-------------------|------------------|--------------------|-----------------------|--------------------|
| 2016-2017 | 1 | 0 | 1 | 113 | 24 | 1 | 2 | 140 | 108 | 32 |
| 2017-2018 | 0 | 0 | 0 | 113 | 0 | 6 | 4 | 123 | 185 | -62 |
| 2018-2019 | 0 | 2 | -2 | 87 | 1 | 5 | 3 | 96 | 131 | -35 |
| 2019-2020 | 0 | 1 | -1 | 72 | 0 | 1 | 2 | 75 | 106 | -31 |
| 2020-2021 | 0 | 1 | -1 | 45 | 0 | 3 | 4 | 52 | 159 | -107 |
| Average | 0 | 1 | -1 | 86 | 5 | 3 | 3 | 97 | 138 | -41 |



Membership Composition June 2021 Cumulative



Gender Composition June 2021 Cumulative

